

2009 key figures



Veolia Environnement is the global benchmark in environmental solutions, operating in 74 countries and on every continent, serving local public authorities and industrial companies. The company designs and implements tailored solutions to manage the water cycle, recover waste, deliver energy and transportation services that combine economic efficiency with control over environmental impact, thereby helping to combat climate change, save natural resources and preserve ecosystems.

€1,932 million
in recurring operating income

€34,551 million
in consolidated revenue*

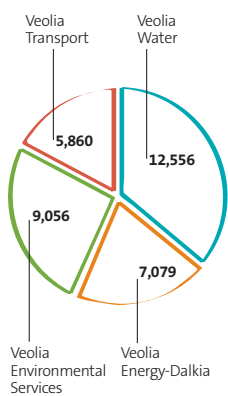
* Revenue from continuing operations as defined by IFRS standards.

312,590
employees in
74
countries
(as of December 31, 2009)

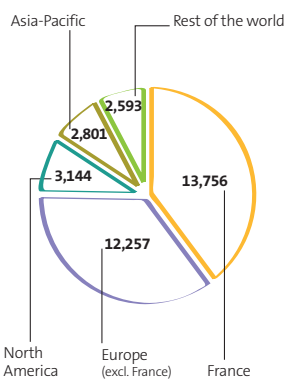
2009 CONSOLIDATED REVENUE⁽¹⁾

2009 WORKFORCE⁽²⁾

BY DIVISION (in € million)

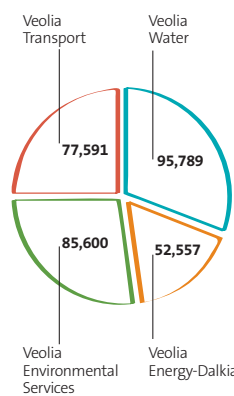


BY GEOGRAPHIC AREA (in € million)

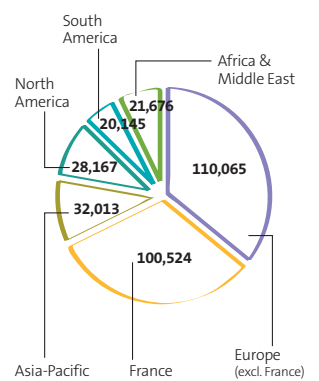


(1) Revenues from continuing operations by IFRS standards.

BY DIVISION (at December 31, 2009)



BY GEOGRAPHIC AREA (at December 31, 2009)



(2) Excl. Veolia Environnement's Head Office: 1,053 employees.

Research and Innovation: an absolute priority

850
experts (425 researchers
and 425 field developers)

200
partnerships (industrial,
public and private institutions)

150
pilot sites

Our focus: sustainable development

HUMAN RESOURCES DATA

5.7
million hours
of training provided
(2.22% of payroll allocated to training)

18%
Decrease in workplace accident rate
since between 2007 and 2009


2,047
collective bargaining agreements
signed in 2009

ENVIRONMENTAL DATA

26.8
million metric tons CO₂eq
Veolia Environnement's
contribution to the overall
decrease in greenhouse gas
emissions in 2009

Almost **20%**
of the energy produced by
Veolia Environnement is
renewable or alternative

10
Environmental indicators
with quantified targets
that the company
committed to in 2009



Water

The global benchmark in water services

Veolia Water manages all water cycles with a focus on customer service and resource protection: from raw water withdrawal through production and distribution of drinking water or industrial process water, and from the collection and treatment of wastewater to its recycling or release back into the environment. Veolia Water provides long-term, innovative technological solutions to its clients' problems caused by pressure on water resources, and builds appropriate facilities.

Activities

- Managing water and wastewater services for local public authorities and industry.
- Designing technological solutions and building the infrastructure needed to deliver these services.
- Construction, rehabilitation and maintenance of networks and associated infrastructure.

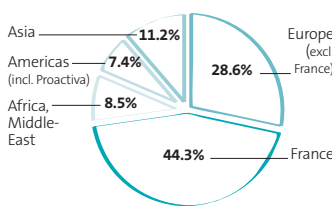
Technical data

4,500 operating contracts managed around the world
5,263 drinking water production plants operated around the world
3,229 municipal wastewater treatment plants around the world
8.31 billion cubic meters of drinking water distributed
6.73 billion cubic meters of wastewater collected

Key figures

€12,556 million 2009 revenue
€1,164.3 million in recurring operating income in 2009
95,789 employees in
66 countries at December 31, 2009
 Almost **95 million** people provided with water service
 More than **68 million** provided with wastewater service

REVENUE BREAKDOWN BY GEOGRAPHIC AREA



Waste management

The global benchmark for waste management and resource recovery

As the only operator active across all segments of the waste management business (solid, liquid, hazardous and non-hazardous waste), Veolia Environmental Services is contributing to a better environment by providing its municipal and industrial clients with innovative, efficient waste management, spanning collection, site remediation, industrial services, treatment, and recovery and recycling solutions.

Activities

- Environmental and flow logistics services, including cleaning, site remediation, collection, consolidation and transfer, for local authorities and businesses.
- Sorting and treatment of hazardous and non-hazardous waste; treatment includes incineration, composting, landfilling and physicochemical treatment.
- Conversion of organic waste and recycled raw materials to energy.

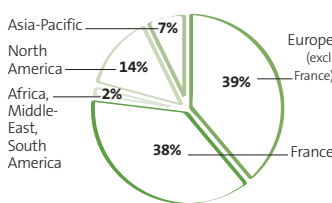
Technical data (excl. Proactiva)

864 treatment units managed
42.7 million metric tons of waste collected
62.5 million metric tons of waste treated
12.7 million metric tons of waste recycled

Key figures

€9,056 million 2009 revenue
€359.8 million in recurring operating income in 2009
85,600 employees in
33 countries at December 31, 2009
819,000 industrial and tertiary clients (excl. Proactiva)

REVENUE BREAKDOWN BY GEOGRAPHIC AREA



Energy services

World leader in heating network management and leading European provider of energy services

Veolia Energy-Dalkia is a key player in the management of energy demand and reducing greenhouse gas emissions for public authorities and private companies. It supplies solutions for energy infrastructure optimization, designs highly efficient installations and deploys renewable energies. Dalkia designs and implements advanced energy solutions and commits to delivering long term results. Close to its clients, Dalkia helps them control their energy consumption and limit their emissions.

Activities

- Heating and cooling networks.
- Energy management and associated technical services.
- Industrial utilities.
- Comprehensive building management.
- Installation of air conditioning and electrical systems, industrial maintenance.
- Public lighting.

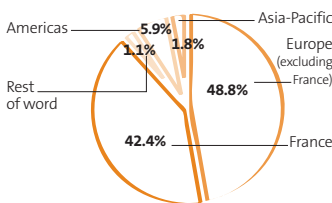
Technical data

819 district and local heating and cooling networks
118,000 energy sites managed
4,200 industrial sites managed
23,350 educational, cultural, sport and leisure establishments
5,542 healthcare institutions managed (486,000 beds)

Key figures

€7,079 million 2009 revenue
€416.4 million in recurring operating income in 2009
52,557 employees in
42 countries at December 31, 2009
5.8 million housing units managed

REVENUE BREAKDOWN BY GEOGRAPHIC AREA



Transportation

Setting the standard for managing safe and sustainable mobility solutions

Veolia Transport helps transit authorities design, organize, manage and develop their mobility services. Its expertise in intelligent network design and in multimodal solutions—rail, metro, light rail, bus, bicycles, car-sharing, taxi, ferry—contributes to improved comfort, regularity and reliability of transit services.

Activities

- Delegated management of public transit systems for cities (metro, light rail, bus, taxi) and regions (coach, rail, ferry).
- Mobility services (rider information centers, websites, real-time travel information, electronic ticketing).

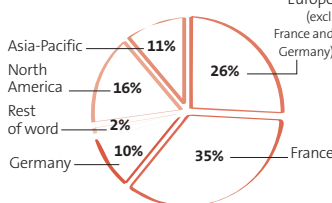
Technical data

5,000 local public authorities served worldwide
37,162 vehicles operated
1.88 billion kilometers traveled

Key figures

€5,860 million 2009 revenue
€158.3 million in recurring operating income in 2009
77,591 employees in
27 countries at December 31, 2009
2.8 billion trips

REVENUE BREAKDOWN BY GEOGRAPHIC AREA



Sources:
 – Financial data: Veolia Environnement Finance Department.
 – HR data: Veolia Environnement Human Resources Department.
 – Business data: the four Operating Divisions.